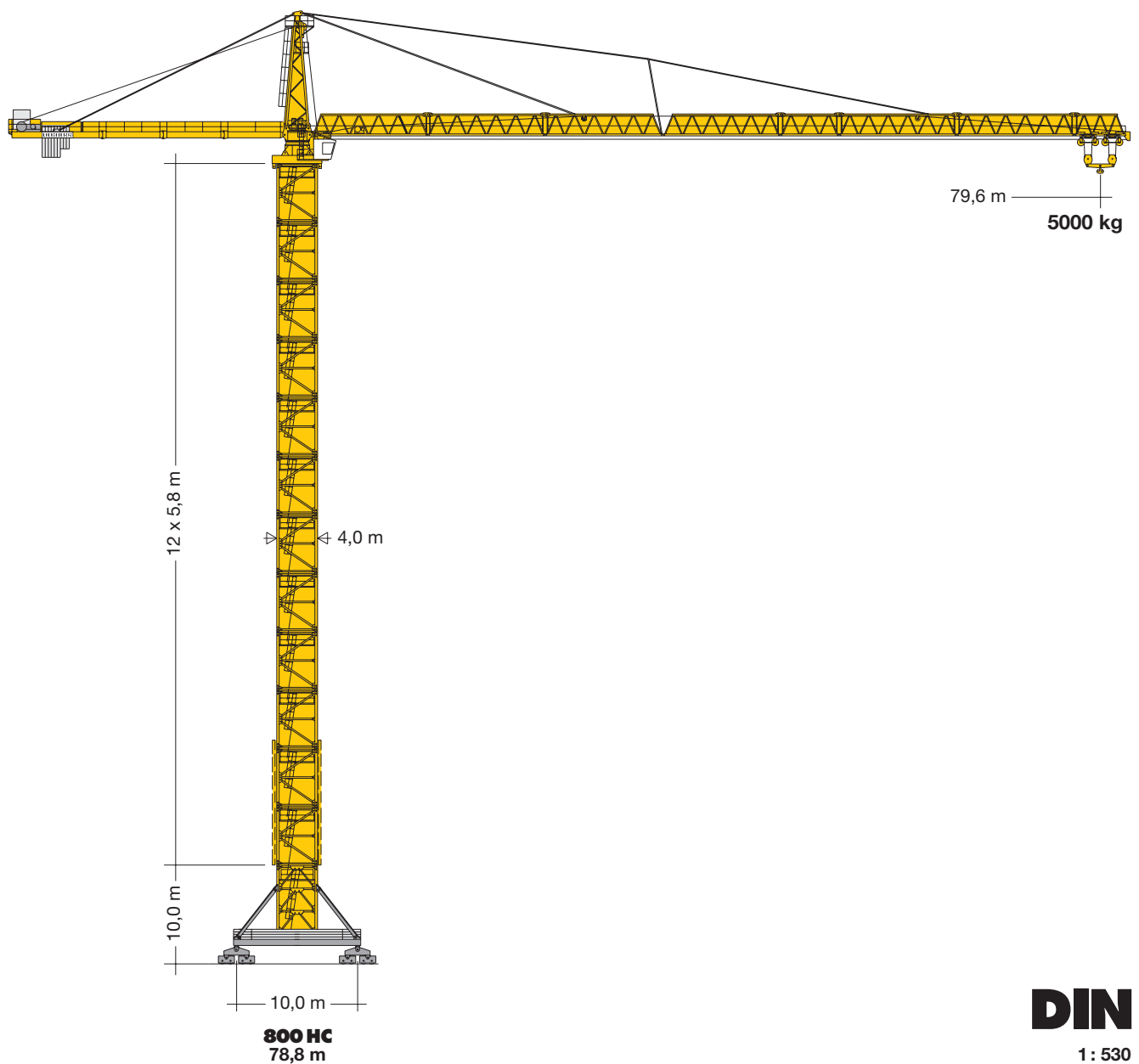


# Turmdrehkran 800 HC 40

Tower Crane / Grue à tour / Gru a torre  
Grúa torre / Guindaste de torre

**800 HC 20**

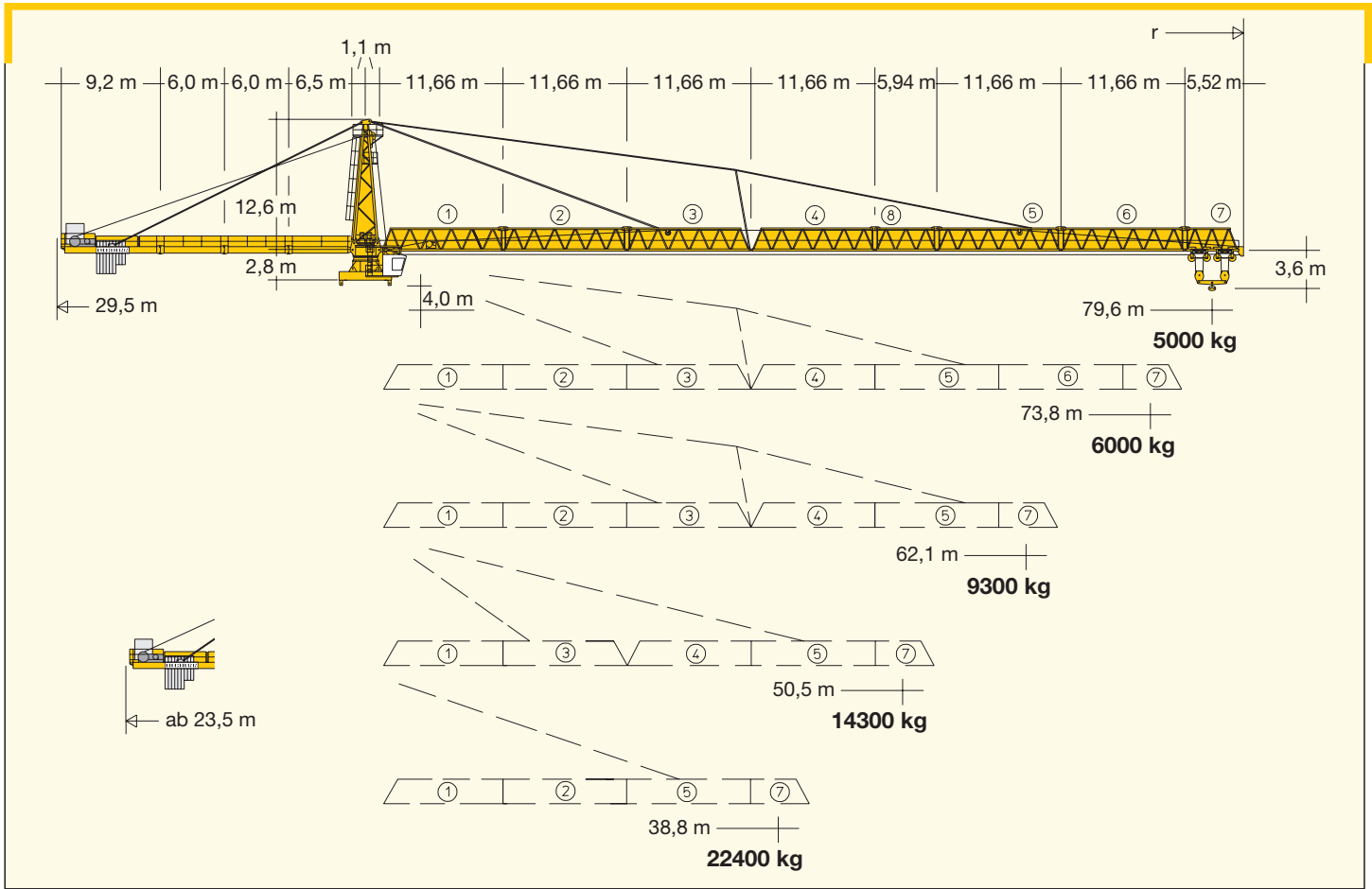
▶ **800 HC 40**



**DIN**

1 : 530

# LIEBHERR



## Hubhöhe

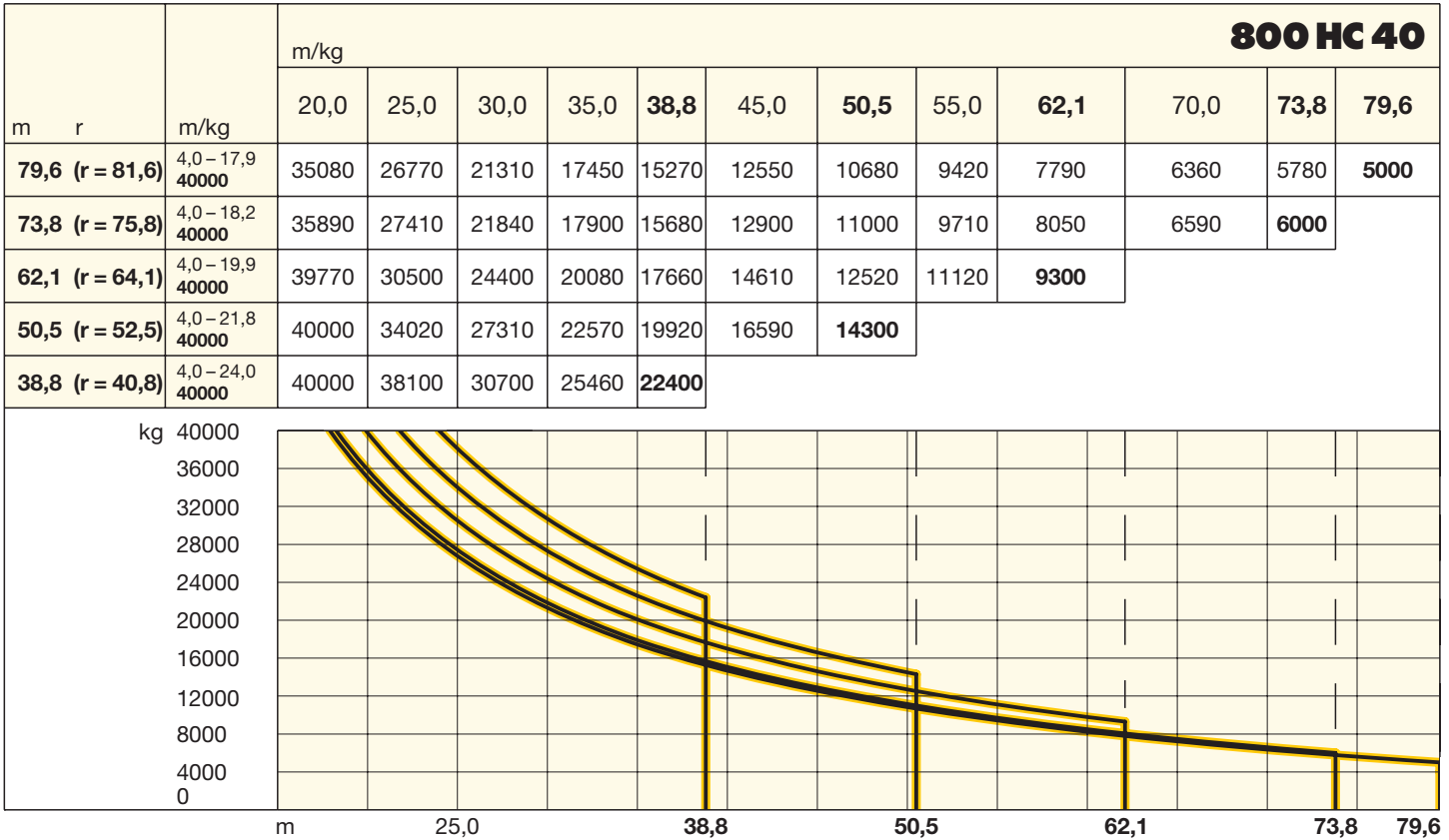
Hoisting height / Hauteur sous crochet / Altezza di sollevamento / Altura bajo gancho / Altura de montagem

800 HC		
12	69,3*	78,8*
11	63,5	73,0
10	57,7	67,2
9	51,9	61,4
8	46,1	55,6
7	40,3	49,8
6	34,5	44,0
5	28,7	38,2
4	22,9	32,4
3	17,1	26,6
2	11,3	20,8
1	5,5	15,0
0	- 0,3	9,2
	m	m



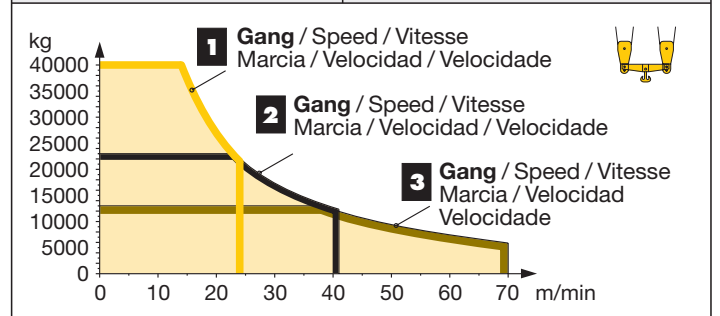
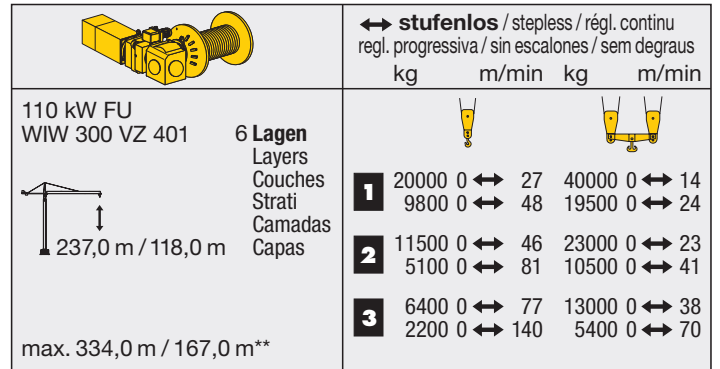
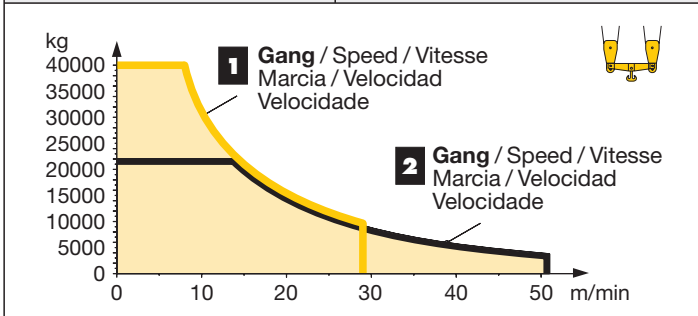
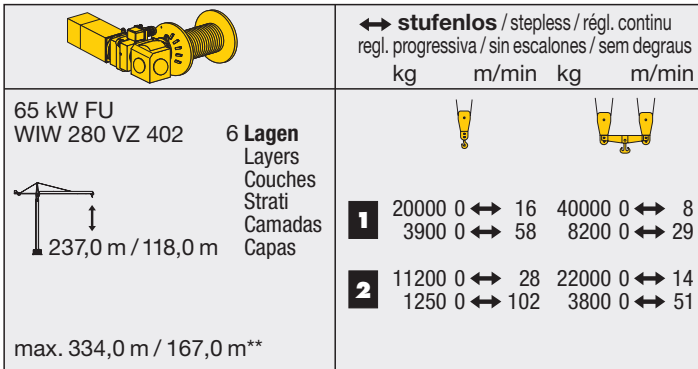
# Ausladung und Tragfähigkeit

Radius and capacity / Portée et charge / Sbraccio e portata / Alcances y cargas / Alcance e capacidade de carga

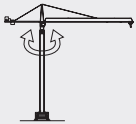
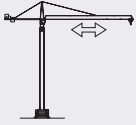





## Antriebe

Driving units / Mécanismes d'entraînement / Azionamenti / Mecanismos / Mecanismos



\*\* Weitere Hublastdaten: siehe Betriebsanleitung. / Further hoist load data: see instruction manual. / Autres données de la charge de levage: voir manuel d'instruction. / Altri dati sui carichi sollevati: consultare il manuale d'istruzione. / Alturas bajo granco superiores según manual. / Outras tabelas de carga: consultar manual de instruções.

	U/min 0,6 sl./min tr./min	4 x 10,6 kW				
	0 ↔ 68,0 m/min	11,0 kW FU				
	25,0 m/min	4 x 10,6 kW				
		 <table border="1"> <tbody> <tr> <td>65 kW FU</td> <td>110 kW FU</td> </tr> <tr> <td>126,0</td> <td>165,0</td> </tr> </tbody> </table>	65 kW FU	110 kW FU	126,0	165,0
65 kW FU	110 kW FU					
126,0	165,0					

**Konstruktionsänderungen vorbehalten!**

Subject to alterations! / Sous réserves de modifications!  
 Si fa riserva di modifiche! / ¡Sujeto a modificaciones!  
 Salvo modificação da construoção!

**Sämtliche Angaben erfolgen ohne Gewähr.** / This information is supplied without liability.

Ces renseignements sont sans garantie. / Le indicazioni contenute si intendono salvo errori ed omissioni.  
 Declinamos toda responsabilidad derivada de la información proporcionada. / Declinamos qualquer  
 responsabilidade quanto à informação fornecida.

































# Turmdrehkran 800 HC 40

Tower Crane / Grue à tour / Gru a torre / Grúa torre / Guindaste de torre















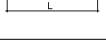







## Kolli-Liste

Packing List / Liste de colisage / Lista dei colli / Lista de contenido / Lista de embalagem

Montagegewichte: siehe Betriebsanleitung. / Erection weights: see instruction manual. / Poids de montage: voir manuel de service.  
 Pesí di montaggio: vedasi le istruzioni sull'uso. / Peso para el montaje: según manual. / Pesos de montagem: vejäm-se es instruções p. uso.

<b>Kranoberteil</b>		<b>Upper part of crane / Partie supérieure de grue / Parte superiore della gru</b>	<b>Parte superior grúa / Parte superior do guindaste</b>	<b>L (m)</b>	<b>B (m)</b>	<b>H (m)</b>	<b>kg*</b>	
Pos. Item Rep. Voce Pos. Ref.	Anz. Qty. Qte. Qta. Cant. Cant.	<b>Kabine / Cabine</b> Cabin / Cabina Cabina / Cabina			2,30	1,75	2,76	1500
1	1							
2	1	<b>Drehbühne kpl. mit Drehkranz / Slewing platform cpl. with slewing ring / Ensemble mât-cabine cpl. avec pivot</b> Piattaforma girevole compl. con parte rotante / Conjunto plataforma corona de giro / Plataforma giratória compl. anel de giração			3,00	3,00	2,80	16800
3	1	<b>Kudauflage – Mittelstück / Cross-member for slewing ring support / Traverse du pivot / Portaralla-elemento intermedio</b> Pieza intermedia asiento de pista / Peça intermédia suporte anel de giração			4,40	2,90	1,10	11000
4	2	<b>Kudauflage – Träger / Cross-member for slewing ring support / Appui du pivot / Supporto ralla</b> Soporte asiento de pista / Suporte anel de giração			3,10	0,20	0,80	380 320
5	2	<b>Kudauflage – Querträger / Cross-member for slewing ring support / Traverse du pivot / Supporto ralla trasversale</b> Soporte principal asiento de pista / Suporte principal anel de giração			4,83	1,00	1,55	3800
6	1	<b>Turm spitze / Tower head</b> Porte-flèche / Cuspide / Cabeza de torre Cabeça de apoio de lança			12,20	2,60	1,40	8000
7	1	<b>Gegenausleger-Kopfstück / Counter-jib head</b> Pointe de contre-flèche / Testa di controbraccio Tramo punta de contrapluma / Cabeça de contra-lança			9,29	2,50	1,15	5000
8	1	<b>Gegenausleger-Anlenkstück / Counter-jib heel section</b> Pied de contre-flèche / Settore articolato di controbraccio / Tramo primero-contrapluma Base articulada da contra-lança			6,77	1,90	1,05	3000
9	2	<b>Gegenausleger-Zwischenstück / Intermediate counter-jib section / Élément interm. de contre-flèche</b> Spezzone di controbraccio / Tramo intermedio de contrapluma / Peça suplementar da contra-lança			6,20	1,90	1,05	3000
10	1	<b>Ausleger-Anlenkstück / Jib heel section</b> Pied de flèche / Settore articolato di braccio Pluma tramo primero / Base articulada de lança			12,10	1,81	2,30	① 4630
11	1	<b>Ausleger-Zwischenstück / Intermediate jib section</b> Élément intermédiaire de flèche / Spezzone di braccio Tramo intermedio pluma / Peça suplementar da lança			12,10	1,81	2,30	② 3770
1	12,10				1,81	2,30	③ 3520	
1	12,10				1,81	2,30	④ 2610	
1	12,10				1,81	2,30	⑤ 2580	
1	12,10				1,81	2,30	⑥ 2160	
1	6,40				1,81	2,30	⑥ 1140	
12	1	<b>Ausleger-Kopfstück / Jib head section</b> Pointe de flèche / Punta freccia Tramo punta de pluma / Cabeça de lança			5,71	1,81	2,53	⑦ 1230
13	1	<b>Laufkatze mit Lasthaken / Trolley with loadhook</b> Chariot avec crochet de levage / Carello con gancio Carrilo y gancho / Carro de ponte e gancho			2,40	2,10	1,40	1800
14	1	<b>Hubwerkseinheit (65 kW) / Hoist gear unit / Treuil de levage / Gruppo meccanismo sollevamento / Mecanismo de elevación / Grupo de mecanismo elevatório</b>			280 VZ 2,30	2,70	1,65	6750
15	1	<b>Ausleger-Abspannbock I / Jib gantry I</b> Chevalet de haubange de flèche I / Tirante braccio I Cabalete de pluma I / Cavalete de lança I			8,20	0,48	1,41	780
<b>Turm</b>		<b>Tower / Mât / Torre</b> Torre / Torre						
16	12	<b>Turmstück / Tower section</b> Élément de mât / Elemento di torre Tramo Torre / Torre			6,28 4,30	1,00 0,60	1,80 0,60	5500 3400

# LIEBHERR

Pos. Item Rep. Voce Pos. Ref.	Anz. Qty. Qté. Qta. Cant. Cant.				L (m)	B (m)	H (m)	kg*	
		<b>Klettereinrichtung</b>	<b>Climbing equipment / Equipement de télescopage / Attrezzatura per allungamento della gru</b>						
			<b>Equipo de trepado / Acsórios p. subida no edificio</b>						
17	4	<b>Führungsstück, geteilt</b> / Guide section, split Cage télescopique, dévisée / Gabbia de sopraele vazione, suddivisa / Torre de montaje, dividida Peça de guia, subdividida			12,40	2,42	2,27	3750	
18	1	<b>Hydraulikanlage, Stütz- und Klettertraverse</b> / Hydraulic unit, supporting and climbing cross members / Système hydraulique avec traverses d'appui et de télescopage Sistema idraulico, traversa di appoggio e allungamento gru / Sistema hidráulico con traviesa de apoyo y trepado Instalação hidráulica, travessa de apoio e subida			3,80	1,00	1,10	3360	
		<b>Unterwagen</b>	<b>Undercarriage / Châssis / Carro della gru</b>						
			<b>Carro con mástil / Carro de guindaste</b>						
19	4	<b>Ausgleichsschwinge mit Schwingenlager</b> / Pivot for wheel box / Chape pour bogie / Bilanciere di equilibratura con cuscinetto bilanciere / Balancin Balancim com suporte			2,65	0,70	0,72	1350	
20	4	<b>Schwingen-Hauptlager</b> / Gudgeon / Logement principal du balancier / Cuscinetto principale oscillante Cojinete oscilante / Rolamento oscilante			1,55	0,84	0,64	1250	
21	4	<b>Fahrschemel mit Antrieb</b> / Rail bogie with drive Bogie moteur / Telaio con gruppo propulsore Caja rodillo motriz / Quadro sem grupo de propulsão			2,20	1,10	1,10	2200	
22	4	<b>Fahrschemel ohne Antrieb</b> / Rail bogie without drive / Bogie fou / Telaio senza gruppo propulsore / Caja rodillo conducido Quadro com grupo de propulsão			1,90	0,60	1,10	1700	
23	1	<b>Tragholm lang</b> / Long support arm Longeron long / Longherone lungo Braço soporte largo / Travessa comprida			7,20	1,30	1,32	2800	
24	2	<b>Tragholm kurz</b> / Short support arm Longeron court / Longherone corto Braço soporte corto / Travessa curta			7,50	1,30	1,31	3100	
25	4	<b>Strebe</b> / Strut Entretoise / Puntone Tirante / Tirante			3,43	0,10	0,56	150	
26	4	<b>Randträger</b> / Border support Traverse / Supporti base Traviesa / Apoio de bordo			8,70	0,22	0,18	600	
27	4	<b>Stützholm</b> / Support strut Hauban de châssis / Correnti di appoggio Tirante vertical / Travessa de apoio			7,00	0,46	0,50	1500	
28	1	<b>Unterwagen-Turmstück, 4 Teile</b> / Undercarriage tower section, 4 pcs. / Mât de châssis, 4 pcs. / Elemento di torre del carro, 4 pcs. / Tramo de carro, 4 pcs. / Peça de torre do chassis, 4 pcs.			7,33	2,40	2,40	2750	
29	1	<b>Kleinteile, Seile und Abspannungen</b> / Small parts, ropes and holding bars Accessoires, câbles et tirants / Accessori, funi e attrezzi di ancoraggio Despieces, cables y tirantes / Acsórios, cabos e peças de ancoragem			2,00	1,00	1,00	2500	

\* Einzelgewichte. / Single weights. / Poids individuels. / Pesí di componenti. / Pesos unitarios. / Pesos de peças componentes.

#### Konstruktionsänderungen vorbehalten!

Subject to alterations! / Sous réserves de modifications!  
Si fa riserva di modifiche! / ¡Sujeto a modificaciones!  
Salvo modificação da construação!

#### Sämtliche Angaben erfolgen ohne Gewähr. / This information is supplied without liability.

Ces renseignements sont sans garantie. / Le indicazioni contenute si intendono salvo errori ed omissioni.  
Declinamos toda responsabilidad derivada de la información proporcionada. / Declinamos qualquer  
responsabilidade quanto à informação fornecida.

120 P – 2818 H1 B3 DIN 15018 • BGL C.0.10.0800 • 03.07 / 6

Printed in Germany.